




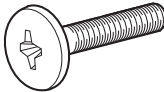


4U106/4U100 Hardware Fastener Packages

This sheet identifies the hardware fasteners in the cable management arm (CMA) kit, and rail kits that are used to secure high-density 4U chassis rails to rack posts. This reference sheet supplements the detailed procedures in the Hardware Installation and Maintenance Guide for your enclosure product.


CMA kit package fasteners

Item	Quantity	Description	Required tool
1	6	 Screws, M4 x 4mm length, Pan head phillips (Screws for periscope bracket, and C bracket)	#2 Phillips screwdriver (6" length)
2	1	 Zip ties	None
3	4	 Velcro strips	None

Outer rail kit package fasteners

Item	Quantity	Description	Required tool
4	10	 Screws, 10-32x3/4" length, Truss head (Screws to attach outer rails to the rack posts)	#2 Phillips screwdriver (12" length)
5	2	 Screws, M5 0.8x4mm length (Screws to lock a chassis to rack posts when transporting the rack with the chassis installed)	#2 Phillips screwdriver (6" length)
6	4	 10-32, Cage nuts, Retainers (Nuts to retain quantity 4 of Item 4 screws)	None

Inner rail kit package fasteners

Item	Quantity	Description	Required tool
7	10	 Screws, M3-05x2.75" length, Torx head, Low Profile (Screws to attach inner rails to the chassis)	T10 screwdriver (6" length)

